



SIZE GUIDE

Selecting a rug is a pivotal design decision, as it fundamentally establishes the character of a room. While there are no absolute "wrongs" in interior styling, harmonizing your rug with existing pieces is key to a cohesive look. To assist you, we've developed a handbook of essential tips to help you find your ideal match.

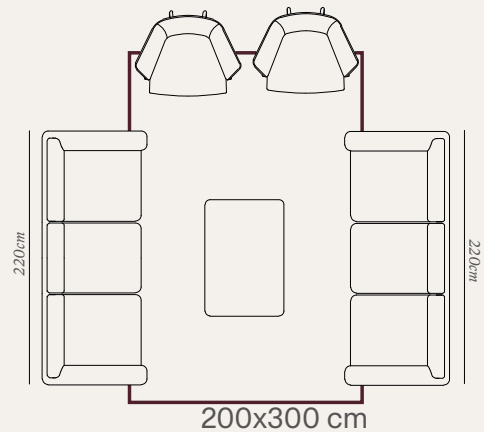
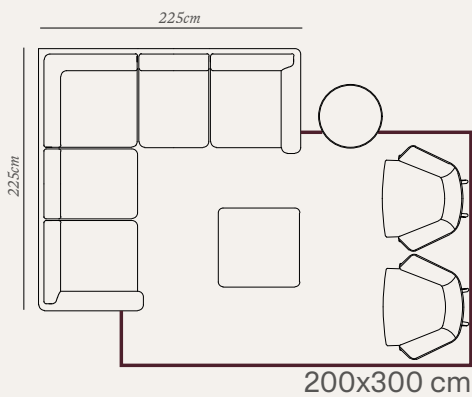
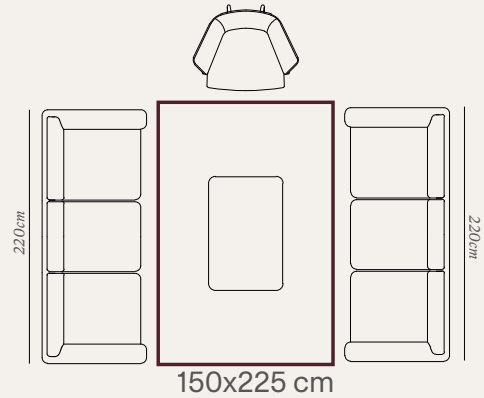
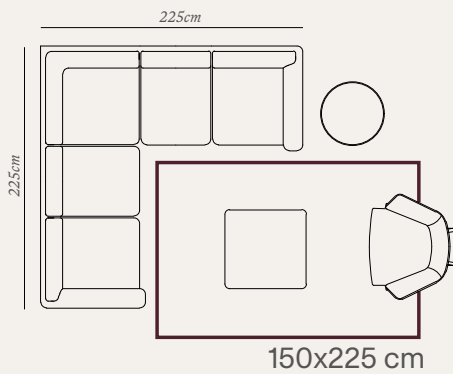
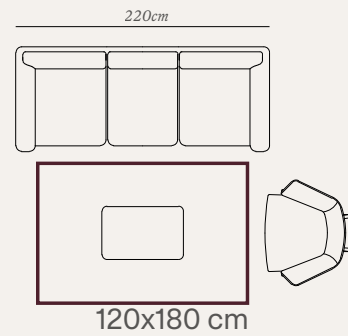
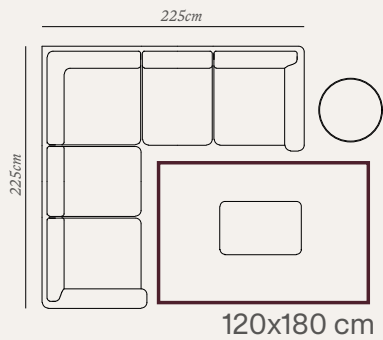
We recognize that every home is distinct and often requires a bespoke touch. Our team is ready to craft pieces in the exact dimensions you require. Whether you need custom sizing, technical solutions, or a completely original design, please reach out to us at contact@thurjehandmade.com.

LIVING ROOM

Consider your rug a structural foundation rather than a mere accessory: it provides the essential framework, comfort, and acoustic balance every living space requires.

We offer a range of small, medium, and large dimensions. A compact 120 x 180 cm rug, for example, is a brilliant strategic choice for corner sofas - nestling into the inner side to provide warmth without overcrowding the floor. Its freestanding position also makes maintenance and cleaning far more practical.

Conversely, larger formats serve to unify the entire room, grounding the surrounding furniture to create a sense of total aesthetic cohesion.



DINING AREA

Selecting a rug for the dining area requires a thoughtful calibration of scale, serving as a structural anchor that defines the social heart of the home while tempering the room's acoustics.

In modern living environments where space must be utilized with precision, our sizing is curated to mirror the proportions of your furniture: a 120x180 cm rug offers a disciplined frame for an intimate table for two, while the 150x225cm format provides a balanced foundation for a four-person arrangement. For larger gatherings of six, the 200x300cm dimension creates a cohesive "island" that grounds the entire dining set within the room's architecture.

While these specific sizes are engineered to fit standard footprints efficiently, choosing a larger model remains a sophisticated option for those looking to expand the visual boundary of the living space and emphasize a more expansive, unified aesthetic.

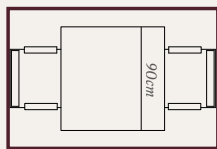
DEDICATED CORNERS

Rugs serve as essential spatial markers that carve out dedicated functional zones within a larger floor plan. A compact 120x180cm rug is an ideal architectural tool for defining intimate transitions, such as a solitary reading nook or a minimalist waiting area, where it provides a sense of enclosure without encroaching on the room's circulation.

In the context of a home office, this size offers a crisp, disciplined boundary for a small writing desk, keeping the workspace visually distinct and organized. For more substantial professional setups, the 150x225cm format provides a generous foundation for a full-scale workstation.

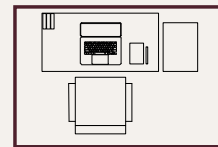
Whether utilized to dampen acoustics in a study or to provide tactile comfort in a quiet corner, these dimensions allow for a precise, "freestanding" placement that respects the geometry of modern interiors while maintaining a highly practical and accessible layout.

2-people dining



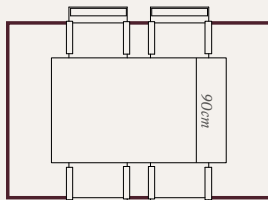
120x180 cm

home office



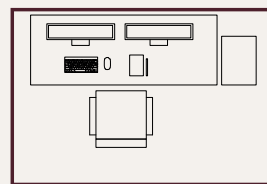
120x180 cm

4-people dining

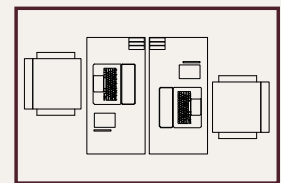


150x225 cm

home office

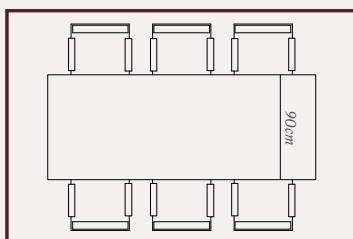


150x225 cm

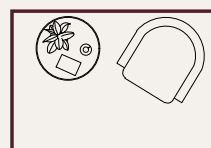


150x225 cm

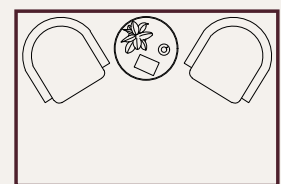
6-people dining



200x300 cm



120x180 cm

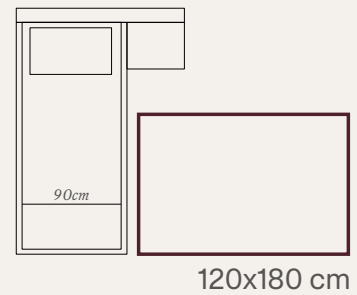
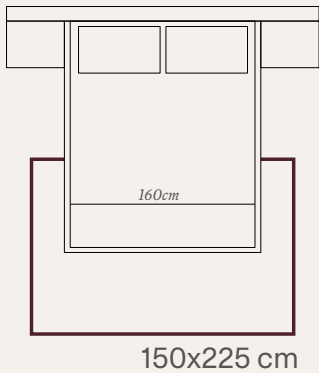
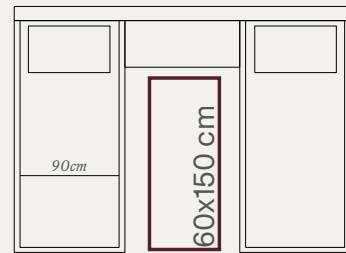
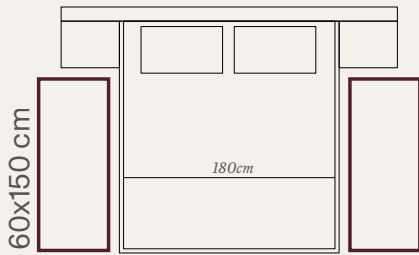


150x225 cm

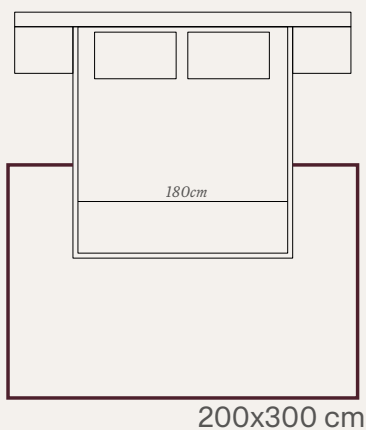
BEDROOM

In the bedroom, a rug functions as an architectural extension of the bed itself, grounding the room's most important element while providing essential thermal and acoustic insulation. To achieve a balanced proportions in more compact settings, a 150x225cm or 200x300cm rug can be placed horizontally under the lower two-thirds of the bed, creating a comfortable landing for the feet while maintaining a clean, uncluttered perimeter.

For a more modular or minimalist approach, 60 x 150 cm runners offer a precise alternative; placed along the bedside, they define the transition between sleeping and movement zones without concealing the floor's materiality. This strategic placement ensures that the rug acts as a functional frame for the bed, providing localized comfort and a sense of quiet order exactly where it is needed most.



sleeping



WALL PLACEMENT

Inverting the traditional role of a rug by placing it on the wall transforms it from a floor covering into a vertical architectural plane that enhances the room's volume and character.

A wall-mounted rug serves as a sophisticated acoustic panel, absorbing sound and softening the sharp edges of a minimalist interior while introducing a focal point of texture and materiality. Whether positioned as a large-scale tapestry to anchor a high-ceilinged room or used as a smaller, framed accent to add depth to a corridor, this placement highlights the craftsmanship and graphic identity of the design.

By lifting the piece off the ground, the rug ceases to be a functional object and becomes a deliberate art installation, adding a layer of warmth and visual weight that enriches the overall geometry of the space.

